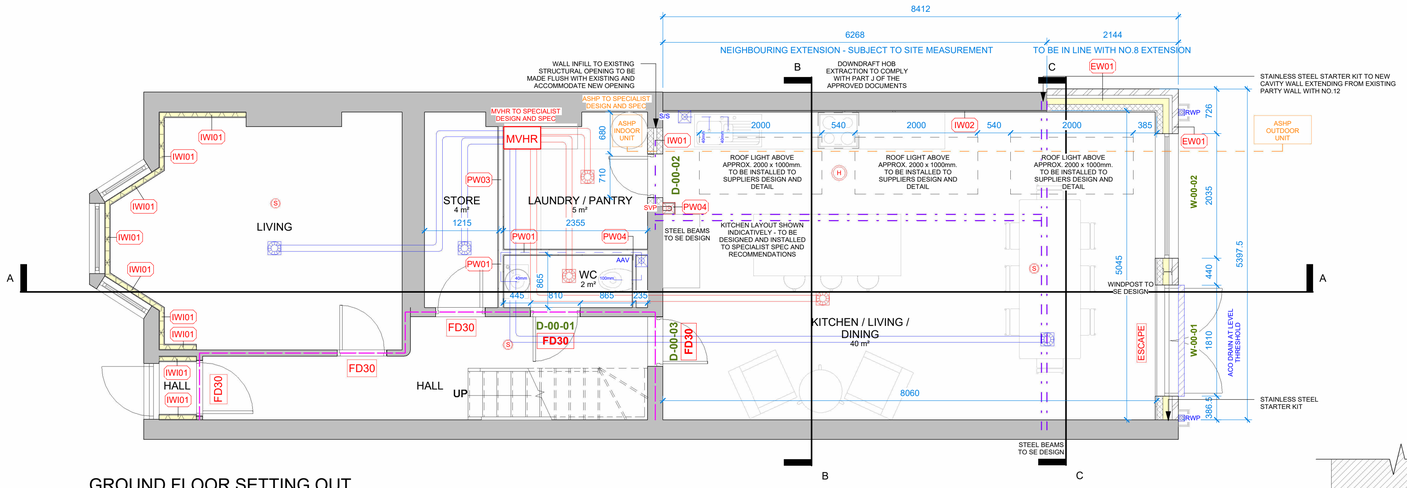

GROUND FLOOR SETTING OUT

Scale: 1 : 50

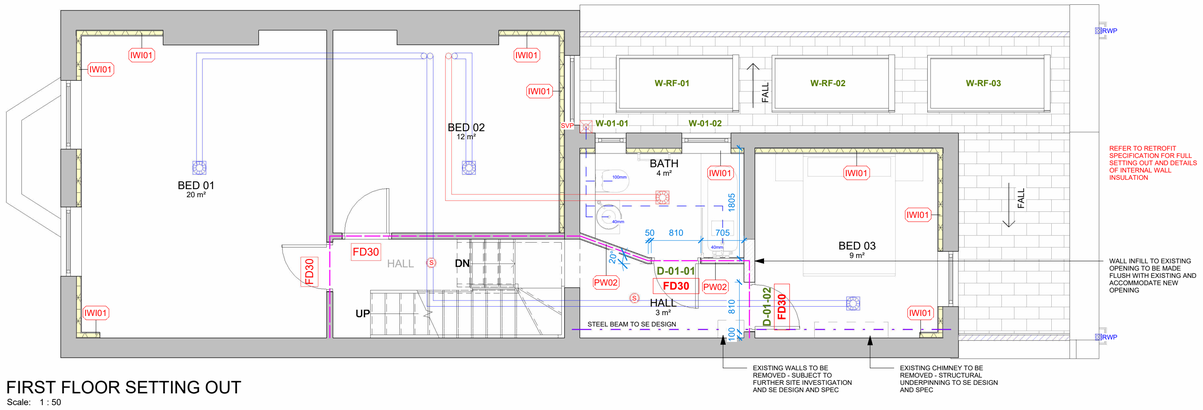

FIRST FLOOR SETTING OUT

Scale: 1 : 50

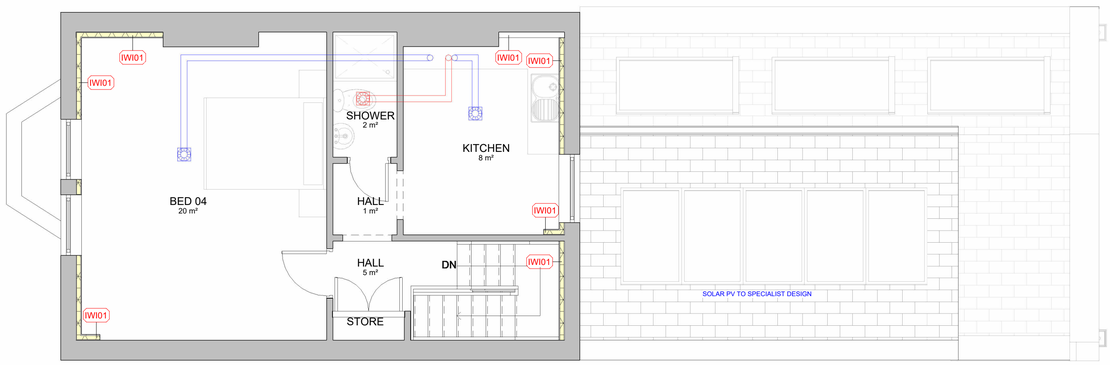

SECOND FLOOR SETTING OUT

Scale: 1 : 50

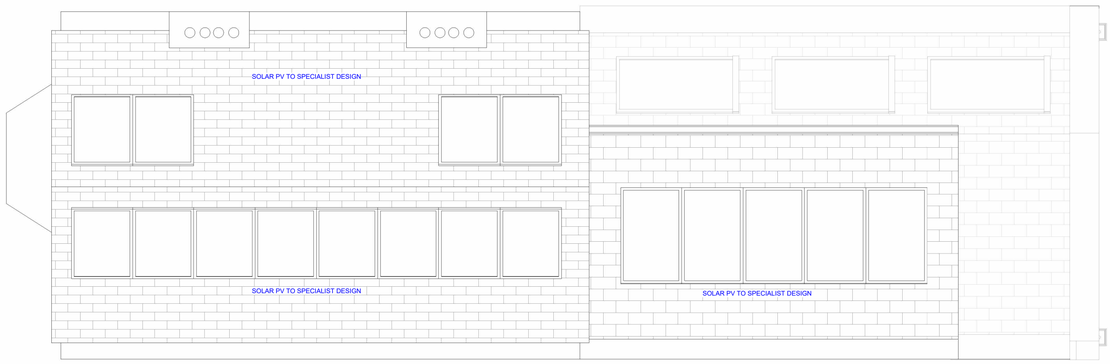

ROOF SETTING OUT

Scale: 1 : 50

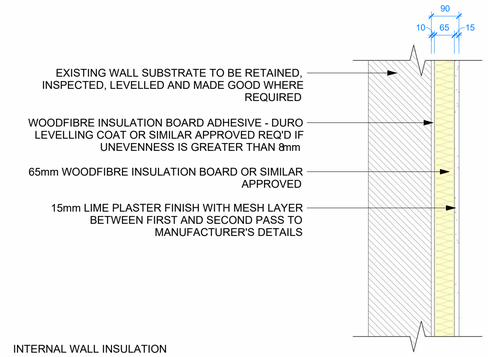

INTERNAL WALL INSULATION

IWI01

Scale: 1 : 10

SOUND:	N/A
FIRE:	N/A
U-VALUE:	MAX. 0.38W/m²K (TO ACHIEVE A PAYBACK OF 15 YEARS OR LESS)

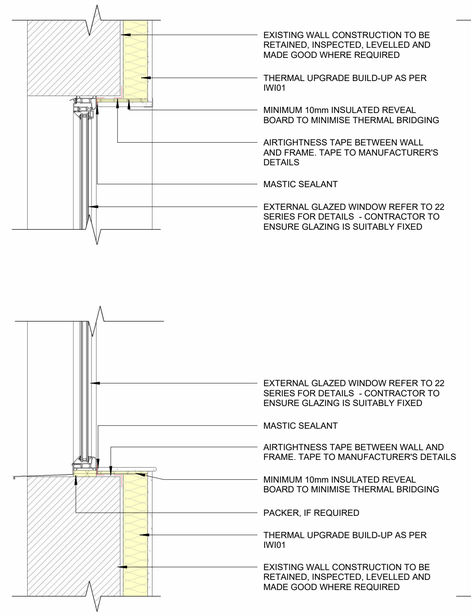

TYPICAL WINDOW HEAD AND SILL DETAIL

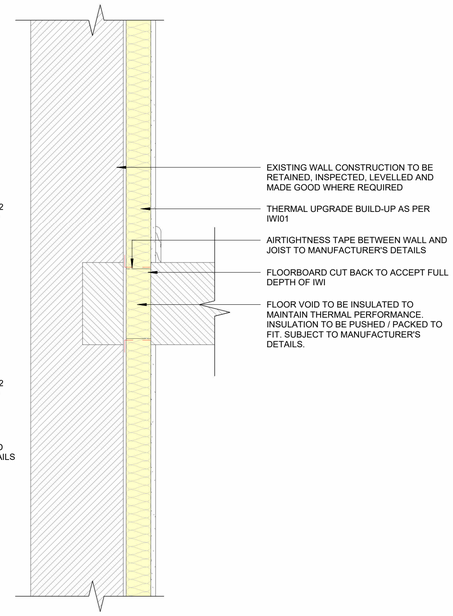

INTERMEDIATE FLOOR DETAIL

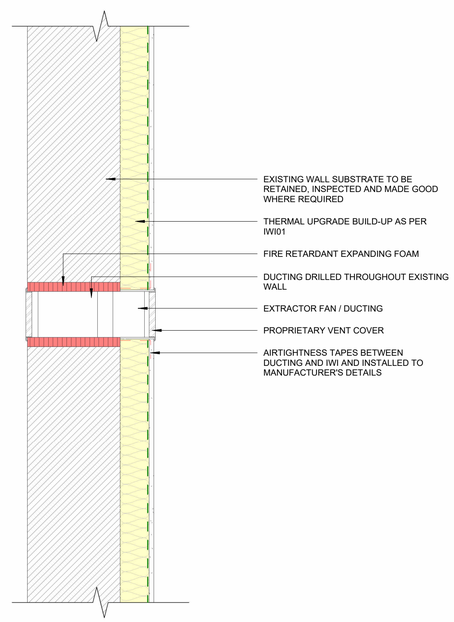

TYPICAL IWI TO DUCTING DETAIL

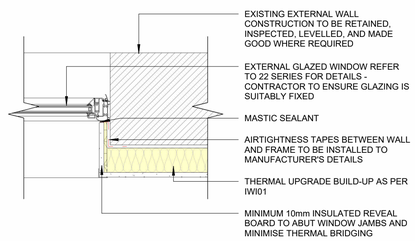

TYPICAL EXISTING WALL TO JAMB DETAIL

© The copyright in this drawing is vested in Furbnow and no license or assignment of any kind has been, or is, granted to any third party whether by provision of copies or originals or otherwise unless agreed in writing.

DO NOT SCALE EXCEPT FOR THE PURPOSES OF PLANNING
The contractor shall check and verify all dimensions on site and report any discrepancies in writing to Furbnow before proceeding work.

FOR ELECTRONIC DATA ISSUE
Electronic Data / drawings are issued as "read only" and should not be interrogated for measurement. All dimensions and levels should read, only from those values stated on the drawing. Furbnow is not responsible for discrepancies caused by the overlay of other parties BIM/IFC models. These are overlaid purely as reference.

Revision	Date	Drawn	Checked

THIS DRAWING MUST BE READ IN CONJUNCTION WITH THE FOLLOWING SERIES

00 FEASABILITY	19 INTERNAL DETAILS
01 EXISTING SITE	20 LIFT AND STAIRS
02 EXISTING PLANS	21 ROOF DETAILS
03 EXISTING ELEVATIONS	22 WINDOW PACKAGE
04 EXISTING SECTIONS	23 DOOR PACKAGE
05 PROPOSED SITE	24 METAL WORK
06 PROPOSED PLANS	25 FACADES
07 PROPOSED ELEVATIONS	26 EXTERNALS PACKAGE
08 PROPOSED SECTIONS	27 BATHROOM PACKAGE
09 PLANNING DETAILS	28 KITCHEN PACKAGE
10 DEMOLITION	29 WAYFINDING
11 FIRE STRATEGY	30 COMMUNAL ELECTRICAL
12 SETTING OUT	31 PRIVATE ELECTRICAL
13 APARTMENT SETTING OUT	32 COMMUNAL FINISHES
14 WALL AND PARTITION TYPES	33 PRIVATE FINISHES
15 FLOOR AND ROOF TYPES	34 COMMUNAL CEILINGS
16 GROUND WORKS DETAIL	35 PRIVATE CEILINGS
17 SUPERSTRUCTURE DETAILS	36 LEGAL PACKAGE
18 MASONRY	50 DOCUMENTS

NOTE:
DIMENSIONS TAKEN TO STRUCTURE AND ROUNDED TO 5mm - FINAL DIMENSIONS SUBJECT TO SITE MEASUREMENTS

STRUCTURAL REINFORCEMENT AND PROPPING TO SE DESIGN AND SPECIFICATION

furbnow

Office 1, Izabella House, 24-26 Regent Pl, Birmingham B1 3NJ

Client
Laurence Watson and Caitlin O'Kelly

Project
10 Hermitage Road

Drawn	Checked	Date	Scale @ A1
RL	JT	23/01/26	As indicated

Title
SETTING OUT PLANS & WALL TYPES

Suitability Code	Purpose for issue
S1	COORDINATION

Drawing No
V922V - FN - 00 - ZZ - DR - RD - 1200
Project: V922V; Originator: FN; Volume: 00; Level: ZZ; Type: DR; Role: RD; Number: 1200; Revision: